

# AP 2002

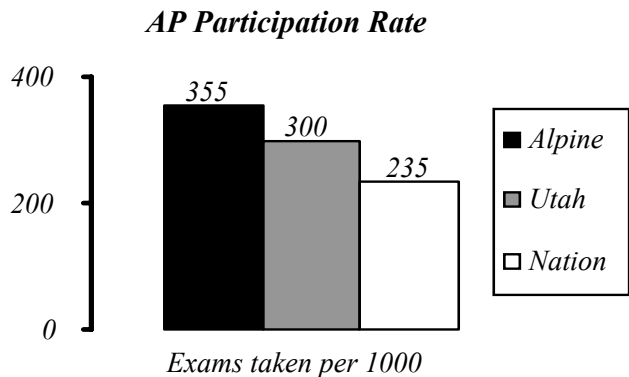
## Alpine School District Results

**Advanced Placement:** The Advanced Placement (AP) program is sponsored by the College Entrance Examination Board and administered and scored by the Educational Testing Service. AP exams provide an opportunity for academically advanced students to earn college credit in a variety of classes while they are still in high school. The results provide additional achievement data for Alpine School District, the State of Utah and Federal Agencies.

**AP Courses:** The number of subjects offered by Alpine School District has increased from 11 in 1985 to 31 in 2002. Every Alpine School District high school offers at least 9 different AP courses. The 33 AP subjects are classified into the following seven areas:

<b>English</b>	<b>Natural Science</b>	<b>Math</b>	<b>Computer Science</b>
English Language English Literature International English *	Biology Chemistry Environmental Science Physics B Physics – Mechanics Physics – Electricity	Calculus AB Calculus BC Statistics	Computer Science A Computer Science AB
<b>Foreign Language</b>		<b>Fine Arts</b>	<b>Social Studies</b>
French Language French Literature German Language Latin – Vergil Latin – Literature * Spanish Language Spanish Literature		History of Art Studio Drawing General Studio Art Music Theory	U.S. History Micro Economics Macro Economics European History U.S. Government Comparative Government Psychology Human Geography
* = Not administered in 2002 in Alpine School District			

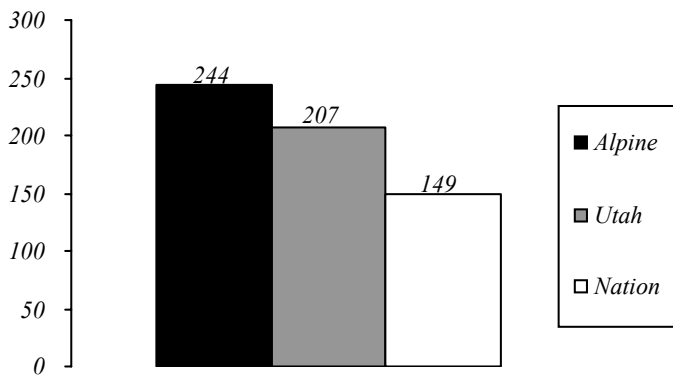
**Participation:** AP participation is best calculated and reported as the number of exams per 1,000 public school juniors and seniors. Utah consistently has one of the highest participation rates in the nation, and Alpine School District's participation rate is significantly higher than Utah's.



*Alpine student participation in AP exams has risen significantly over the last three years with the largest gains in the areas of English and Social Studies.*

<i>Alpine District Subject Participation per 1000</i>							
	<i>Total</i>	<i>English</i>	<i>Fine Arts</i>	<i>Foreign Language</i>	<i>Math/Comp. Science</i>	<i>Natural Science</i>	<i>Social Science</i>
<b>2002</b>	355	83	28	22	69	66	88
<b>2001</b>	332	72	29	20	57	70	85
<b>2000</b>	317	76	26	17	63	65	70

**Scores:** *AP exams are scored on a scale of 1 to 5. Generally universities and colleges award credit for scores of 3 or above. Success in this report is defined as a score of 3 or higher. The success rates listed below are computed as successful exams per 1000 students. Alpine students continue to succeed with these rigorous tests at a much higher rate than students in Utah and the U.S.*



*Not only do more Alpine District students per 1000 take AP exams than their U.S. and Utah peers, but they are successful with more.*

*The pass rate per 1000 for Alpine School District students has increased over the last three years. The highest increase has been in Social Science.*

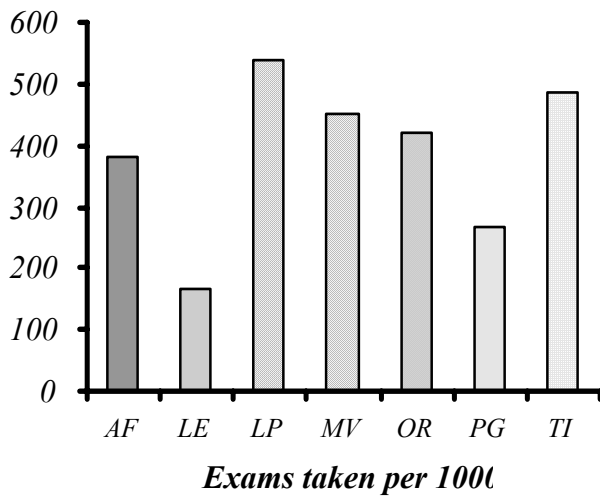
<i>AP Success Rate/Exams per 1000</i>							
	<i>Total</i>	<i>English</i>	<i>Fine Arts</i>	<i>Foreign Language</i>	<i>Math/Computer Science</i>	<i>Natural Science</i>	<i>Social Science</i>
<b>2002</b>	244	58	20	12	51	45	57
<b>2001</b>	224	48	22	11	42	43	58
<b>2000</b>	208	56	18	8	45	43	44

**College Credit:** In addition to AP classes, Alpine School District students are earning college credit by taking concurrent enrollment classes at their high school or at a college campus.

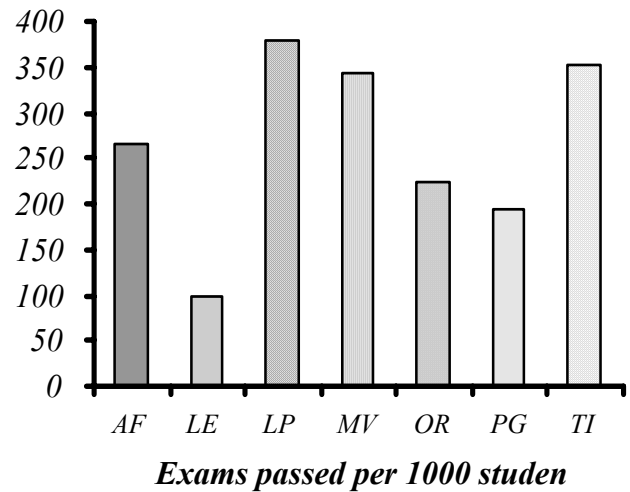
<b>College Credit Hours Earned 2002</b>	
<i>AP Credit</i>	5,223
<i>Concurrent Enrollment</i>	14,062
<b>Total:</b>	<b>19,285</b>

**High School Data:** All Alpine District high schools had significant numbers of students pass AP exams. Areas of curricular strengths are distributed across the district

**High School Participation Scores**



**High School Success Scores**



<b>High School Scores</b>								
	<i>Total</i>	<i>Computer Science</i>	<i>English</i>	<i>Fine Arts</i>	<i>Foreign Language</i>	<i>Math</i>	<i>Natural Science</i>	<i>Social Studies</i>
<b>AF</b>	265	4	55	42	14	44	62	44
<b>LE</b>	98	0	32	4	1	17	15	28
<b>LP</b>	378	3	72	27	5	69	65	138
<b>MV</b>	342	0	102	22	12	56	55	94
<b>OR</b>	224	0	62	33	12	33	40	44
<b>PG</b>	194	6	26	17	8	65	54	18
<b>TI</b>	351	3	103	18	13	90	55	69
<b>ASD</b>	244	2	58	20	12	49	45	57

**Exams passed per 1000 students**

## Actual Numbers of 2002 AP Exams

	ASD	AF	LH	LP	MV	OH	PG	TH
<b>Computer Science</b>	<b>26</b>	<b>4</b>	<b>0</b>	<b>8</b>	<b>0</b>	<b>0</b>	<b>6</b>	<b>8</b>
Computer Science A	7	2	0	0	0	0	4	1
Computer Science AB	19	2	0	8	0	0	2	7
<b>English</b>	<b>596</b>	<b>63</b>	<b>40</b>	<b>98</b>	<b>113</b>	<b>96</b>	<b>32</b>	<b>154</b>
English Language & Composition	302	11	40	60	44	75	0	72
English Literature & Composition	294	52	0	38	69	21	32	82
<b>Fine Arts</b>	<b>197</b>	<b>42</b>	<b>7</b>	<b>37</b>	<b>31</b>	<b>35</b>	<b>27</b>	<b>18</b>
Art: Studio Art 2-D Design	72	5	3	13	19	15	16	1
Art: Studio Art 3-D Design	2	0	0	1	0	0	0	1
Art: Studio Art-Drawing	21	0	1	2	0	11	0	7
History of Art	34	27	0	7	0	0	0	0
Music Theory	68	10	3	14	12	9	11	9
<b>Foreign Language</b>	<b>156</b>	<b>13</b>	<b>7</b>	<b>18</b>	<b>21</b>	<b>19</b>	<b>16</b>	<b>21</b>
French Language	22	3	0	2	4	2	6	5
French Literature	1	0	0	0	0	1	0	0
German Language	7	1	0	2	1	0	3	0
Latin: Virgil	6	6	0	0	0	0	0	0
Spanish Language	111	3	0	12	16	16	7	16
Spanish Literature	9	0	7	2	0	0	0	0
<b>Math</b>	<b>462</b>	<b>34</b>	<b>12</b>	<b>98</b>	<b>64</b>	<b>73</b>	<b>71</b>	<b>110</b>
Calculus AB	263	17	12	32	40	55	54	53
Calculus AB Subscore	23	0	0	8	5	6	0	4
Calculus BC	112	1	0	38	19	10	17	27
Statistics	64	16	0	20	0	2	0	26
<b>Natural Sciences</b>	<b>473</b>	<b>67</b>	<b>14</b>	<b>105</b>	<b>75</b>	<b>62</b>	<b>80</b>	<b>70</b>
Biology	222	50	14	28	20	26	58	26
Chemistry	71	11	0	8	7	26	9	10
Environmental Science	61	0	0	21	28	6	0	6
Physics B	58	6	0	0	20	4	13	15
Physics C – Mechanics	61	0	0	48	0	0	0	13
<b>Social Science</b>	<b>627</b>	<b>46</b>	<b>39</b>	<b>201</b>	<b>113</b>	<b>101</b>	<b>37</b>	<b>90</b>
European History	82	0	0	10	17	45	0	10
Human Geography	17	1	0	8	2	6	0	0
Government & Politics: Comparative	51	0	1	22	8	15	0	5
Government & Politics: United States	80	0	7	22	9	14	20	8
Psychology	129	12	0	63	31	0	0	23
United States History	256	33	31	64	46	21	17	44
World History	12	0	0	12	0	0	0	0
<b>Total:</b>	<b>2537</b>	<b>269</b>	<b>119</b>	<b>565</b>	<b>417</b>	<b>386</b>	<b>269</b>	<b>471</b>

- Does not include 36 Spanish Immersion students from Oak Canyon Jr./ Lakeridge Jr.

## Actual Numbers of 2002 AP Exams Passed

	AF	ASD	LH	LKJH	LP	MV	OCJH	OH	PG	TH
<b>Computer Science</b>	<b>3</b>	<b>15</b>	<b>0</b>	<b>0</b>	<b>3</b>	<b>0</b>	<b>0</b>	<b>0</b>	<b>6</b>	<b>3</b>
Computer Science A	1	5	0	0	0	0	0	0	4	0
Computer Science AB	2	10	0	0	3	0	0	0	2	3
<b>English</b>	<b>39</b>	<b>415</b>	<b>23</b>	<b>0</b>	<b>76</b>	<b>94</b>	<b>0</b>	<b>57</b>	<b>26</b>	<b>100</b>
English Language & Composition	5	204	23	0	49	39	0	43	0	45
English Literature & Composition	34	211	0	0	27	55	0	14	26	55
<b>Fine Arts</b>	<b>30</b>	<b>145</b>	<b>3</b>	<b>0</b>	<b>28</b>	<b>20</b>	<b>0</b>	<b>30</b>	<b>17</b>	<b>17</b>
Art: Studio Art 2-D Design	3	41	0	0	8	8	0	13	8	1
Art: Studio Art 3-D Design	0	1	0	0	0	0	0	0	0	1
Art: Studio Art-Drawing	0	17	0	0	1	0	0	10	0	6
History of Art	19	24	0	0	5	0	0	0	0	0
Music Theory	8	62	3	0	14	12	0	7	9	9
<b>Foreign Language</b>	<b>10</b>	<b>88</b>	<b>1</b>	<b>12</b>	<b>5</b>	<b>11</b>	<b>17</b>	<b>11</b>	<b>8</b>	<b>13</b>
French Language	3	12	0	0	2	2	0	1	4	0
French Literature	0	1	0	0	0	0	0	1	0	0
German Language	0	2	0	0	1	1	0	0	0	0
Latin: Virgil	4	4	0	0	0	0	0	0	0	0
Spanish Language	3	67	0	12	1	8	17	9	4	13
Spanish Literature	0	2	1	0	1	0	0	0	0	0
<b>Math</b>	<b>31</b>	<b>351</b>	<b>12</b>	<b>0</b>	<b>73</b>	<b>52</b>	<b>0</b>	<b>30</b>	<b>66</b>	<b>87</b>
Calculus AB	15	196	12	0	20	37	0	23	49	40
Calculus AB Subscore	0	11	0	0	6	1	0	2	0	2
Calculus BC	1	89	0	0	30	14	0	4	17	23
Statistics	15	55	0	0	17	0	0	1	0	22
<b>Natural Sciences</b>	<b>44</b>	<b>319</b>	<b>11</b>	<b>0</b>	<b>68</b>	<b>51</b>	<b>0</b>	<b>37</b>	<b>55</b>	<b>53</b>
Biology	35	145	11	0	16	15	0	14	34	20
Chemistry	5	46	0	0	5	5	0	15	9	7
Environmental Science	0	47	0	0	14	22	0	5	0	6
Physics B	4	37	0	0	0	9	0	3	12	9
Physics C-Mechanics	0	44	0	0	33	0	0	0	0	11
<b>Social Science</b>	<b>31</b>	<b>408</b>	<b>20</b>	<b>0</b>	<b>145</b>	<b>87</b>	<b>0</b>	<b>40</b>	<b>18</b>	<b>67</b>
European History	0	45	0	0	8	14	0	16	0	7
Government & Politics: Comparative	0	26	1	0	14	7	0	2	0	2
Government & Politics: United States	0	51	5	0	14	8	0	10	7	7
Human Geography	1	10	0	0	5	2	0	2	0	0
Psychology	9	111	0	0	58	26	0	0	0	18
United States History	21	153	14	0	34	30	0	10	11	33
World History	0	12	0	0	12	0	0	0	0	0
<b>Total:</b>	<b>188</b>	<b>1741</b>	<b>70</b>	<b>12</b>	<b>398</b>	<b>315</b>	<b>17</b>	<b>205</b>	<b>196</b>	<b>340</b>

\* Does not include 36 Spanish Immersion students from Oak Canyon Jr./ Lakeridge Jr.